

15" Marvel Low Profile Crescent Ice Machine ADA Height

Model # MA15CRS1**

- Produces up to 7 lbs of crescent ice in 24 hours and stores up to 15 lbs
- Low profile, ADA height allows for universal installation applications, both commercial and residential
- No pump or drain required. Includes 20' non-kink drain hose and clamp
- Insulated thermal-efficient cabinet
- Removable ice bucket for easy cleaning
- Close Door Assist System™ gently and automatically closes door
- 4" black adjustable toe kick
- 1-year warranty




Storage Capacity

Up to 15 lbs of crescent ice

Product Dimensions

14 $\frac{7}{8}$ " W x 31 $\frac{1}{8}$ " H x 25 $\frac{5}{8}$ " D (including handle)

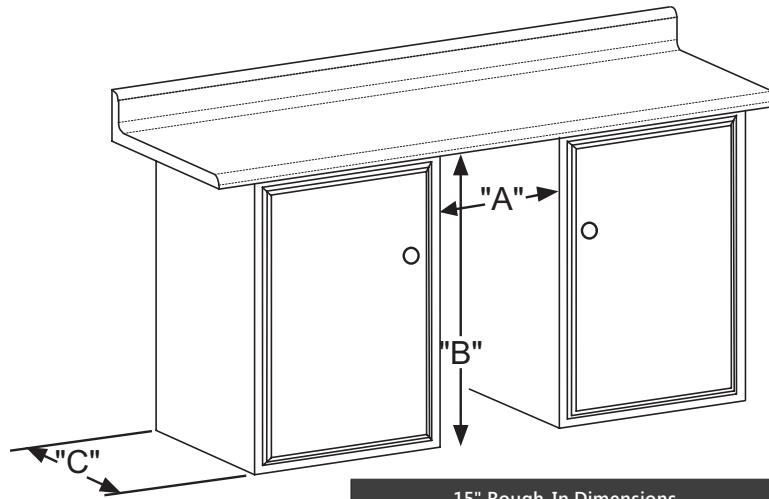
Finish/Door Options



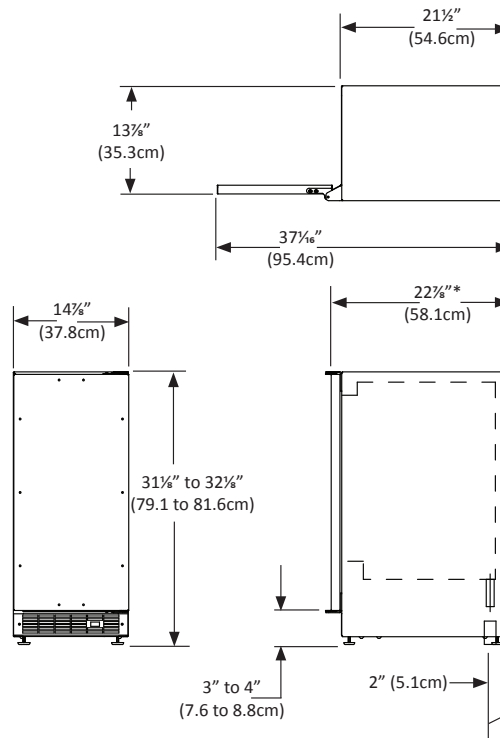
Stainless Steel

Ordering Details

Solid Stainless Door, Right Hinge	MA15CRS1-RS
Solid Stainless Door, Left Hinge	MA15CRS1-LS



15" Rough-In Dimensions		
"A"	"B"	"C"
15" (38.1 cm)	**34" to 35" (86.4 to 88.9 cm)	24" (61 cm)



Width	14 7/8"
Interior Finish	White
Capacity	Up to 15lbs of crescent ice
Shelving System	NA
Shelf Fronts	NA
Other Storage	NA
Interior Lighting	NA
Toe Grill Finish	Black
Hinge	Classic Hinge
Handle	Designer
Control Type	NA

Temperature Range	NA
Lock	NA
Electrical Requirements	120V / 60Hz / 15A
Length of Power Cord	5'
Product Dimensions	14 7/8" W x 31 1/8" H x 21 1/2" D
Depth to Front of Door	23 5/8"
Depth to Handle	25 1/2"
Depth with door at 90°	37 1/16"
Shipping Weight	120 lbs
Finishes	SS

Vacation / Sabbath Mode	NA
Agency Approvals	CSA
ENERGY STAR Certified	NA

Finishes Key

SS = Stainless Steel